

NATIONAL PARTNERSHIP AGREEMENT ON PRODUCTIVITY PLACES PROGRAM

Council of
Australian
Governments

An agreement between

- n the Commonwealth of Australia and
- n the States and Territories, being:
 - t the State of New South Wales;
 - t the State of Queensland;
 - t the State of Western Australia;
 - t the State of South Australia;
 - t the State of Tasmania; and
 - t the Northern Territory of Australia.

National Partnership Agreement on Productivity Places Program

PRELIMINARIES

1. The Productivity Places Program is part of the Commonwealth Government's Skilling Australia for the Future initiative and aims to reduce skills shortages and increase the productivity of industry and enterprises. All governments are committed to increasing investment in training and ensuring this is targeted to address areas of skills shortages across the Australian economy.
2. The National Partnership Agreement for Productivity Places (the Agreement) is a component of the Productivity Places Program.
3. This Agreement will contribute to meeting the objectives and outcomes identified in the National Agreement for Skills and Workforce Development.
4. Where States or a territory agrees to move to an entitlement-based student demand driven system, the Commonwealth may consider treating Productivity Places Program funding in a similar way as Specific Purpose Payment base funding for the purposes of accountability and reporting.

PART 1 – FORMALITIES

Parties to this Agreement

5. In entering this Agreement, all parties aim to increase the number of people with qualifications and the number of people with higher level qualifications.

Term of the Agreement

6. This Agreement is created subject to the provisions of the *Intergovernmental Agreement on Federal Financial Relations* and its schedules, and should be read in conjunction with them.
7. This Agreement will commence on 1 January 2009 and will expire on 30 June 2012, or earlier, if termination is agreed in writing by the Parties.
8. The Commonwealth and State and Territory Governments undertake to honour their commitment to existing workers and job seekers who enrolled during the life of this Agreement but did not complete their qualification by 30 June 2012.

Delegations

9. The Commonwealth Minister for Education is authorised to agree to the Implementation Plan on behalf of the Commonwealth and certify that payments may be made to the States and

Territories on the achievement of performance benchmarks specified in the Implementation Plan.

10. Ministers responsible for Vocational and Technical Education or their equivalents are authorised to agree the Implementation Plan on behalf of their State or Territory.

Interpretation

11. Unless otherwise specified, the following terms and definitions are used throughout the Agreement:
 - (a) Qualification commencement refers to a new enrolment in a qualification as defined by the Australian Vocational Education and Training Management Information Statistical Standard (AVETMISS).
 - (b) Course enrolment includes both new enrolments and continuing enrolments in a qualification as defined by AVETMISS.
 - (c) Training Place refers to a quantum of training funding which varies by qualification level and is available in respect of a vocational education and training student on an annual basis. The number of places required to complete a qualification varies across Australian Qualification Framework levels. Two places are allocated to complete a Certificate II, Certificate III and Certificate IV and three places for a Diploma and Advanced Diploma.
 - (d) Private contribution refers to the financial contribution of an enterprise or an individual towards the cost of delivering a course enrolment.
 - (e) Government contribution refers to the financial contribution of the Commonwealth, State and Territory Governments towards the cost of delivering a course enrolment.
 - (f) Job seeker refers to someone who is:
 - (i) registered with an Employment Service Provider (ESP); or
 - (ii) an income support recipient who is not currently required to meet activity test or participation requirements; or
 - (iii) a participant in the Community Development Employment Projects scheme; or
 - (iv) not currently working and seeking or intending to seek paid employment or self employment after completing the qualification; or
 - (v) a participant in the Commonwealth's Access Program; or
 - (vi) not working and participating in volunteering activities.

- (g) Existing worker refers to someone who in the previous week worked for one hour or more for pay, profit, commission, or payment in kind. This definition excludes those people who may work for more than one hour per week but are particularly disadvantaged¹ in the labour market.
- (h) National qualification profile refers to the target number of qualifications for each level of qualification that will be available under the Agreement. The national target qualification profile is:
 - (i) two thirds of job seeker places at a minimum of Certificate III level;
 - (ii) 50 per cent of existing worker places at Diploma and Advanced Diploma level; and
 - (iii) 40 per cent of existing worker places at Certificate IV level.
- (i) National priority list refers to national priority industries, occupations and qualifications in areas of current skills shortages and emerging skills needs that the Commonwealth is proposing to target under the Agreement.
- (j) Skills Australia is a new independent statutory body that has been established to provide advice to the Commonwealth Government on current and future demand for skills and investment of public funds in training, including identification of priority occupations and qualifications for the Productivity Places Program at the national level

PART 2 – OBJECTIVES, OUTCOMES AND OUTPUTS

Objectives and outcomes

- 12. The implementation of the Agreement will assist in meeting the objectives and outcomes identified in the National Agreement on Skills and Workforce Development.

Outputs

- 13. The Agreement has two outputs: qualification commencements and course enrolments. Through the Agreement, 557,556 course enrolments and 402,881 qualification commencements will be delivered.
- 14. The output components of the agreement are detailed in Table 1.

¹ Particularly disadvantaged in this context means: an income support recipient who is not currently required to meet activity tests or participation requirements or a participant in the Community Development Employment Projects scheme.

Table 1: Components of the Agreement (a)

Outputs	Job Seekers	Existing Workers	Total (b)
Course enrolments	173 817	383 739	557,556
Qualification commencements	133 242	269 639	402 881

(a) Includes enrolments in Qualifications for 85,000 Australian Apprenticeships and the remainder of the qualifications in areas of national skills shortage in health occupations agreed by COAG.²

(b) Qualifications offered under the Agreement extend over one calendar year. Course enrolments include new and continuing students, therefore a student may be counted as a course enrolment in multiple years. As a result there are a greater number of course enrolments than qualification commencements.

Figures have been rounded to the nearest whole number.

PART 3 – ROLES AND RESPONSIBILITIES OF EACH PARTY

15. To realise the objectives and commitments in this Agreement, each Party has specific roles and responsibilities, as outlined below.

Role of the Commonwealth

16. The Commonwealth will have responsibility for:

- (a) providing data and information to Skills Australia to assist it in identifying industries, occupations and regions that are experiencing skills shortages;
- (b) establishing the national priority list based on advice, including from Skills Australia;
- (c) ensuring national ISCs work in partnership with State Training Authorities and State and Territory industry advisory bodies in order that information and advice is provided to Skills Australia in regard to industries, occupations and qualifications that are experiencing current and emerging skills shortages;
- (d) engaging in bilateral discussions with States and Territories on a biannual basis to obtain agreement on the priority industries, occupations and qualifications that will be targeted under the Agreement in each State;
- (e) approving State and Territory implementation plans;
- (f) working with States and Territories to develop a national data portal by 2012 for all government funded training delivery which encompasses AVETMISS reporting requirements and allows for the tracking of individual students;
- (g) compiling a comprehensive annual report, in consultation with States and Territory Governments that details the achievements in the delivery of training against State and Territory industry, occupation and qualification targets;
- (h) working with States and Territories to make data on training activity under the Agreement available to the public;

² At its July meeting, COAG received advice from Skills Australia on the possible allocation of up to 50,000 additional vocational education and training places for areas of national skills shortage in health occupations. 4,500 of these qualifications were made available from 31 July 2008 to 31 December 2008.

- (i) making available to States the Productivity Places Program Information Management System (PIMS) and managing the database; and
- (j) developing communication protocols for the Agreement in consultation with States and Territories.

Role of the States and Territories

- 17. The States and Territories will have responsibility for managing and implementing the Agreement.

PART 4 – PERFORMANCE BENCHMARKS AND REPORTING

Implementation plan

- 18. State and Territories entering into the Agreement will be required to develop an implementation plan, in accordance with the template in Appendix B, which demonstrates how they will manage and implement the Agreement and meet the conditions of this part of the Agreement.
- 19. This implementation plan is to be provided to the Commonwealth for approval by 12 December 2008.

Outputs and funding

- 20. The States and Territories will:
 - (a) ensure all outputs are in addition to current effort;
 - (b) ensure access to the training available under the Agreement is limited to people aged 15 years³ or over who are:
 - (i) Australian citizens; or
 - (ii) Permanent residents of Australia⁴; or
 - (iii) Humanitarian refugees.
 - (c) ensure access to the training available under the Agreement is limited to those who fit the definitions at 1.2.3 of this Agreement;
 - (d) target outputs to the areas of current skills shortages and emerging skills needs agreed under the arrangements outlined in the 'Management and Implementation' section of the Agreement;
 - (e) encourage training providers participating in the Agreement to provide flexible delivery options (for example part-time outside business hours in workplaces and catering for people with a disability) to meet the diverse learning and cultural needs of participants in a range of geographical locations.

³ Or the legislated minimum State or Territory school leaving age in States and Territories where it is higher than 15 years of age.

⁴ And other temporary Australian Residents as specified in State and Territory Implementation Plans and in accordance with Commonwealth policy regarding access to services.

- (f) subject to the arrangements in the 'Management and Implementation' section of the Agreement, distribute total outputs in line with the relevant nominal allocation in Appendix A Tables 1-7;
- (g) subject to the arrangements in the 'Management and Implementation' section of the Agreement, provide funding as per the nominal allocation in Appendix A, Tables 1-7;
- (h) put in place arrangements to ensure that the minimum 10 per cent private contribution is levied in aggregate for training of existing workers;
- (i) implement protocols including financial arrangements to govern the administrative arrangements for national enterprises operating in more than one jurisdiction to ensure that they only have to deal with one point of contact to arrange cross jurisdictional delivery of training; and
- (j) ensure funding is used for payments to Registered Training Organisations for the provision of training only and not for administration of the Agreement.⁵

Reporting

21. Reporting under this National Partnership will comply with the requirements of Schedule C to the *Intergovernmental Agreement on Federal Financial Relations*.
22. In the long term, States and Territories will use a national data portal to track individual students when such a data portal encompasses all AVETMISS reporting requirements and is available to capture all publicly funded delivery. States and Territories agree to work towards implementing the required changes to AVETMISS to enable these changes to be applied to activity from 2012 at the latest.
23. Prior to the establishment of the national data portal:
 - (a) Reporting on the Agreement will occur through AVETMISS and States and Territories, in conjunction with the Commonwealth, will consult with the National Centre for Vocational Education and Research (NCVER) on the changes required to the collection. These changes will apply to activity from 1 January 2009.
 - (b) If these changes can not be applied to activity from 1 January 2009, States and Territories will collect and report on the additional data fields which sit outside AVETMISS and are required by the Commonwealth, until the changes to AVETMISS can be applied to activity under the Agreement.
 - (c) States and Territories will determine the most appropriate approach to providing the additional data.
 - (d) Where States and Territories choose to utilise the Productivity Places Program Information Management System (PIMS) as the means for providing the additional data, the Commonwealth will continue to provide administrative funding of \$110 per student input.
24. States and Territories will establish appropriate mechanisms to demonstrate the additionality of outputs delivered under the Agreement to current effort.

⁵ Independently from this agreement, Heads of Treasury may determine cost-sharing arrangements between governments for the administration of election commitments.

25. States and Territories will demonstrate the additional outputs in aggregate over the life of the Agreement.
26. States and Territories will develop a trajectory over the life of the Agreement which details when the additional outputs will be delivered on an annual basis, and a monthly basis within each calendar year.
27. States and Territories will provide the Commonwealth with preliminary AVETMISS data reports on publicly funded training delivery for each month within seven days of the completion of that month. These reports will be for all VET activity in the previous month.
28. States and Territories will provide biannual reports (31 January and 31 July) which demonstrate progress against output targets and an analysis of barriers and achievements in meeting the targets.
29. States and Territories will report on the arrangements that were put in place to ensure that the minimum 10 per cent contribution is collected in aggregate from employers / individuals for training places allocated by that State or Territory.
30. States and Territories will establish and maintain separate financial reporting arrangements which may include a separate account for management of Commonwealth Government and State and Territory Government contributions for the Agreement.

Industry and enterprise engagement and brokerage

31. States and Territories will:
 - (a) ensure a role for national ISCs in the brokerage of training delivered under the Agreement. Where national ISCs broker training, States and Territories will ensure clients subject to the brokerage are given priority access to training, where they meet eligibility requirements and the allocation of training has not been exhausted;
 - (b) ensure State and Territory industry advisory bodies/arrangements work in partnership with national ISCs to identify occupations and qualifications that are experiencing current and emerging skills shortages;
 - (c) provide clients with access to training where brokered by Employment Service Providers where they meet eligibility requirements and the allocation of training has not been exhausted;
 - (d) provide appropriate data and information to Skills Australia to assist it in identifying industries, occupations and regions that are experiencing skills shortages; and
 - (e) ensure all enterprises (public, private and not for profit) have fair and equitable access to the training available through the Agreement.

Providers

32. States and Territories will ensure that competition for the provision of training is open to all private and public RTOs that meet the following conditions:
 - (a) financial viability;
 - (b) registration in relevant jurisdiction with capacity to deliver the specific qualification (have existing Scope of Registration); and
 - (c) data compliance with the AVETMISS for publicly funded training.

Publications and communications

33. States and Territories will acknowledge the Agreement as a joint Commonwealth and State or Territory initiative in all publications, promotional and advertising materials, public announcements and activities, or any products, processes or inventions developed as a result of the implementation of the Agreement.

Management and implementation

Outputs and funding

34. As detailed in Appendix A, Tables 1-7 the Commonwealth has nominally allocated each State and Territory its working age population share of the output targets.
35. Additionality of outputs will be accounted for in aggregate over the life of the Agreement.
36. There will be bilateral negotiations between the Commonwealth and each State and Territory on five issues:
 - (a) The national priority list:
 - (i) The national priority list will be used as a starting point for negotiations on the priority occupations to be targeted in each State and Territory.
 - (ii) States and Territories may suggest that qualifications be added or removed from the national priority list for the purposes of the Agreement if there is evidence that national priorities do not reflect State/Territory or regional needs or may result in perverse outcomes⁶.
 - (iii) For the purpose of these bilateral negotiations, evidence of a current or emerging skills shortage constitutes a written case (supported by qualitative and/or quantitative data) that identifies the difference between the national priority list and State or Territory priorities.
 - (b) The roll out of training delivery – jurisdictions will develop a trajectory of course enrolments over the life of the Agreement.
 - (c) If circumstances change there is provision for both the number of course enrolments and number of qualifications to be renegotiated through the bilateral agreement. Funding requirements will be recalculated if output targets are renegotiated.
 - (d) The potential reallocation of un-utilised training places.
 - (e) Any reconciliation issues in regards to commencements and funding arising from training under existing bilateral contracts (MOUs).
37. The non-Commonwealth funding contributions will be accounted for in aggregate over the life of the Agreement.
38. States and Territories will have the flexibility to decide how the 10 per cent private contribution is collected and the level of individual contribution.

⁶ The Commonwealth reserves the right to approve any proposed variations to the national priority list suggested by states and territories.

39. States and Territories can continue to use their current fees and charges system to collect the private contribution.

Industry and enterprise engagement and brokerage

40. It is acknowledged in the Commonwealths Skilling Australia for the Future policy that the national Industry Skills Councils (ISCs) will have a role in monitoring training provided under the existing worker element of the Agreement to ensure it is relevant to enterprises and meets their needs.
41. National ISCs working with State and Territory industry training advisory bodies will provide integrated industry intelligence to Skills Australia on skills shortages and emerging skills needs.
42. Skills Australia will provide advice to the Commonwealth Minister for Education on industries, occupations and qualifications where there are current and emerging skills shortages.
43. The advice of Skills Australia will be used by the Commonwealth Minister for Education to identify national priority industries, occupations and qualifications (the national priority list).
44. Under the job seeker element of the Agreement, Employment Service Providers will have a brokerage role to place disadvantaged job seekers with RTOs delivering training under the Agreement. These activities are recognised in separate contractual arrangements between the Commonwealth and Employment Services Providers.

Performance benchmarks

45. The implementation of the Agreement will contribute to meeting the objectives of the National Agreement for Skills and Workforce Development. In addition there are some specific targets for this Agreement. These targets are identified below.

Performance Indicators

46. The table below identifies the national performance indicators and targets for the Agreement. State and Territory targets for the Agreement will be identified through bilateral Agreement.

Table 2: National performance indicators

Performance Indicator	Measure
Additional training is made available for job seekers and existing workers (a).	See Table 1. This includes course enrolments for 85 000 Australian Apprenticeships and the remainder of the qualifications in areas of national skills shortage in health occupations agreed by COAG. ⁷
Additional training is targeted in accordance with the agreed national qualification profile level.	The total allocation of qualifications will meet the agreed national qualification targets (see page 3).
Additional training is targeted at industries, occupations and qualifications in skills shortage.	All training allocated under this NP is in accordance with the agreed national priority list.

(a) Subject to final allocation of places.

⁷ At its July meeting, COAG received advice from Skills Australia on the possible allocation of up to 50,000 additional vocational education and training places for areas of national skills shortage in health occupations. 4,500 of these qualifications were made available from 31 July 2008 to 31 December 2008.

Base and Additionality

47. Each jurisdiction's base for places and qualifications has been calculated using an average of AVETMISS data over three years (2005, 2006 and 2007) for qualifications within the Agreement scope — Certificates II, III, IV, Diplomas and Advanced Diplomas.
48. The base upon which additionality will need to be demonstrated by each State and Territory is detailed in Table 3.

Jurisdiction	Course enrolments	Qualification commencements (new enrolments) (a)
New South Wales	311 208	227 996
Queensland	221 367	160 734
South Australia	62 031	51 696
Western Australia	103 178	75 670
Tasmania	31 040	22 046
Northern Territory	16 368	13 692
Australian Capital Territory	19 102	13 185
Total	764 294	565 019

(a) Includes government (Agreement) funded activity only.

Source: NCVET VET Provider Collection 2007 (NCVER data cubes).

49. Counting of additionality will be limited to qualification levels within the Agreement scope — Certificates II, III, IV, Diplomas and Advanced Diplomas.

PART 5 – FINANCIAL ARRANGEMENTS

Funding

50. The Agreement requires funding contributions from the Commonwealth Government, State and Territory Governments, and a contribution sourced from individuals or enterprises.
51. Table 4 details the funding allocation the Commonwealth Government has set for each output by qualification level, and the flow of payments. For each payment for an existing worker, the Commonwealth will contribute 50 per cent, the State or Territory will contribute 40 per cent and the individual/enterprise will contribute a minimum of 10 per cent. The Commonwealth will contribute 100 per cent of each payment for a job seeker.

Course	Total	1st enrolment	2nd enrolment	3rd enrolment
Adv Diploma	\$10 000	\$3 000	\$3 000	\$4 000
Diploma	\$10 000	\$3 000	\$3 000	\$4 000
Certificate IV	\$5 000	\$2 500	\$2 500	–
Certificate III	\$5 000	\$2 500	\$2 500	–
Certificate II	\$2 500	\$1 250	\$1 250	–

52. Table 5 outlines total funding amounts for each jurisdiction. This is provided in greater detail at Schedule A.

State	Job Seeker	Existing Workers	Total
New South Wales	\$173 374	\$496 039	\$669 413
Queensland	\$106 164	\$308 316	\$414 481
South Australia	\$39 670	\$117 066	\$156 737
Western Australia	\$54 059	\$156 818	\$210 876
Tasmania	\$12 164	\$35 621	\$47 785
Northern Territory	\$5 733	\$16 801	\$22 534
Australian Capital Territory	\$9 151	\$26 001	\$35 153

53. The Agreement includes nominal output targets by student category (job seeker and existing worker) and qualification level. The national nominal output targets and associated funding for each State and Territory are detailed in Appendix A.

Reconciliation of Phase II (1 July to 31 December 2008) of the Agreement

54. The Commonwealth and State and Territory Governments undertake to honour their commitment to existing workers and job seekers who enrolled but did not complete qualifications from 1 April 2008 to 31 December 2008.

Financial Reporting and Acquittal of Funds

55. Acquittal of funding under this NP is based on course enrolments.
56. On 31 January each year, State and Territory Governments will provide the Commonwealth Government with a final acquittal of Commonwealth Government and State/Territory funding over the previous 12 months under the Agreement.
57. The acquittal will be a detailed statement of income and expenditure for the NP funding which must include a definitive statement as to whether the financial accounts are true and fair. The

acquittal will be accompanied by a statement that the funding was expended for the Agreement and in accordance with the conditions of the Agreement. This statement and the acquittal will be certified by the appropriate State or Territory delegate.

58. The Commonwealth Government funding contribution for training places that are not used will be returned to the Commonwealth Government.
59. The Commonwealth and States and Territories will agree on a formula to identify the quantum of funding that will need to be returned.

PART 6 – GOVERNANCE ARRANGEMENTS

Dispute resolution

60. Either party may give notice to other parties of a dispute under the Agreement:
 - (a) the Agreement managers will attempt to resolve any dispute in the first instance; and
 - (b) if this fails Ministers will discuss and attempt to resolve by mutual agreement.

Termination and Reduction

61. The Agreement may be terminated at any time in whole or in part by mutual agreement of the parties in writing.
62. If the Agreement is terminated the parties will only be obliged to do the following from the date of termination:
 - (a) the Commonwealth will only be liable for:
 - (i) Payments under the payment provisions of this Agreement for those parts of the Agreement rendered before the date of termination; and
 - (ii) Any reasonable costs incurred by States and Territories and directly attributable to the termination or partial termination of this Agreement.
 - (b) States and Territories will:
 - (i) Immediately stop work as agreed;
 - (ii) Take all available steps to minimise loss resulting from the termination; and
 - (iii) Continue work on any Part of the Agreement not affected by the termination.

Review of the Agreement

63. A review of funding or operational arrangements will occur not later than 30 June 2010.

Variation of the Agreement

64. This Agreement may be varied by mutual agreement in writing between the parties to reflect a change in Commonwealth or State or Territory circumstances that impact on this Agreement.

The Parties have confirmed their commitment to this agreement as follows:

Signed for and on behalf of the Commonwealth of Australia by

The Honourable Kevin Rudd MP
Prime Minister of the Commonwealth of Australia

February 2009

Signed for and on behalf of the State of New South Wales by

The Honourable Nathan Rees MP
Premier of the State of New South Wales

December 2008

Signed for and on behalf of the State of Queensland by

The Honourable Anna Bligh MP
Premier of the State of Queensland

December 2008

Signed for and on behalf of the State of Western Australia by

The Honourable Colin Barnett MP
Premier of the State of Western Australia

December 2008

Signed for and on behalf of the State of South Australia by

The Honourable Mike Rann MP
Premier of the State of South Australia

December 2008

Signed for and on behalf of the State of Tasmania by

The Honourable David Bartlett MP
Premier of the State of Tasmania

December 2008


Signed for and on behalf of the Northern Territory by

The Honourable Paul Henderson MLA
Chief Minister of the Northern Territory of Australia

December 2008

The Parties have confirmed their commitment to this agreement as follows:

*Signed for and on behalf of the Commonwealth
of Australia by*



The Honourable Kevin Rudd MP
Prime Minister of the Commonwealth of Australia

February 2009

*Signed for and on behalf of the
State of New South Wales by*

The Honourable Nathan Rees MP
Premier of the State of New South Wales

December 2008

*Signed for and on behalf of the
State of Queensland by*

The Honourable Anna Bligh MP
Premier of the State of Queensland

December 2008

*Signed for and on behalf of the
State of Western Australia by*

The Honourable Colin Barnett MP
Premier of the State of Western Australia

December 2008

*Signed for and on behalf of the
State of South Australia by*

The Honourable Mike Rann MP
Premier of the State of South Australia

December 2008

*Signed for and on behalf of the
State of Tasmania by*

The Honourable David Bartlett MP
Premier of the State of Tasmania

December 2008

*Signed for and on behalf of the Australian
Capital Territory by*

Jon Stanhope MLA
Chief Minister of the Australian Capital Territory

December 2008

*Signed for and on behalf of the Northern
Territory by*

The Honourable Paul Henderson MLA
Chief Minister of the Northern Territory of Australia

December 2008

The Parties have confirmed their commitment to this agreement as follows:

*Signed for and on behalf of the Commonwealth
of Australia by*

The Honourable Kevin Rudd MP
Prime Minister of the Commonwealth of Australia

December 2008

*Signed for and on behalf of the
State of New South Wales by*

The Honourable Nathan Rees MP
Premier of the State of New South Wales

December 2008

*Signed for and on behalf of the
State of Queensland by*

The Honourable Anna Bligh MP
Premier of the State of Queensland

December 2008

*Signed for and on behalf of the
State of Western Australia by*

The Honourable Colin Barnett MP
Premier of the State of Western Australia

December 2008

*Signed for and on behalf of the
State of South Australia by*

The Honourable Mike Rann MP
Premier of the State of South Australia

December 2008

*Signed for and on behalf of the
State of Tasmania by*

The Honourable David Bartlett MP
Premier of the State of Tasmania

December 2008

*Signed for and on behalf of the Australian
Capital Territory by*

Jon Stanhope MLA
Chief Minister of the Australian Capital Territory

December 2008

*Signed for and on behalf of the Northern
Territory by*

The Honourable Paul Henderson MLA
Chief Minister of the Northern Territory of Australia

December 2008

The Parties have confirmed their commitment to this agreement as follows:


*Signed for and on behalf of the Commonwealth
of Australia by*

The Honourable Kevin Rudd MP
Prime Minister of the Commonwealth of Australia
December 2008

*Signed for and on behalf of the
State of New South Wales by*

The Honourable Nathan Rees MP
Premier of the State of New South Wales
December 2008

*Signed for and on behalf of the
State of Queensland by*


The Honourable Anna Bligh MP
Premier of the State of Queensland
December 2008

*Signed for and on behalf of the
State of Western Australia by*

The Honourable Colin Barnett MP
Premier of the State of Western Australia
December 2008

*Signed for and on behalf of the
State of South Australia by*

The Honourable Mike Rann MP
Premier of the State of South Australia
December 2008

*Signed for and on behalf of the
State of Tasmania by*

The Honourable David Bartlett MP
Premier of the State of Tasmania
December 2008

*Signed for and on behalf of the Australian
Capital Territory by*

Jon Stanhope MLA
Chief Minister of the Australian Capital Territory
December 2008

*Signed for and on behalf of the Northern
Territory by*

The Honourable Paul Henderson MLA
Chief Minister of the Northern Territory of Australia
December 2008

The Parties have confirmed their commitment to this agreement as follows:

*Signed for and on behalf of the Commonwealth
of Australia by*

.....
The Honourable Kevin Rudd MP
Prime Minister of the Commonwealth of Australia
December 2008

*Signed for and on behalf of the
State of New South Wales by*

.....
The Honourable Nathan Rees MP
Premier of the State of New South Wales
December 2008

*Signed for and on behalf of the
State of Queensland by*

.....
The Honourable Anna Bligh MP
Premier of the State of Queensland
December 2008

*Signed for and on behalf of the
State of Western Australia by*


.....
The Honourable Colin Barnett MP
Premier of the State of Western Australia
24 December 2008

*Signed for and on behalf of the
State of South Australia by*

.....
The Honourable Mike Rann MP
Premier of the State of South Australia
December 2008

*Signed for and on behalf of the
State of Tasmania by*

.....
The Honourable David Bartlett MP
Premier of the State of Tasmania
December 2008

*Signed for and on behalf of the Australian
Capital Territory by*

.....
Jon Stanhope MLA
Chief Minister of the Australian Capital Territory
December 2008

*Signed for and on behalf of the Northern
Territory by*

.....
The Honourable Paul Henderson MLA
Chief Minister of the Northern Territory of Australia
December 2008

The Parties have confirmed their commitment to this agreement as follows:

Signed for and on behalf of the Commonwealth of Australia by

.....
The Honourable Kevin Rudd MP
Prime Minister of the Commonwealth of Australia

December 2008

Signed for and on behalf of the State of New South Wales by

.....
The Honourable Nathan Rees MP
Premier of the State of New South Wales

December 2008

Signed for and on behalf of the State of Queensland by

.....
The Honourable Anna Bligh MP
Premier of the State of Queensland

December 2008

Signed for and on behalf of the State of Western Australia by

.....
The Honourable Colin Barnett MP
Premier of the State of Western Australia

December 2008

Signed for and on behalf of the State of South Australia by

.....
The Honourable Mike Rann MP
Premier of the State of South Australia

16 December 2008

Signed for and on behalf of the State of Tasmania by

.....
The Honourable David Bartlett MP
Premier of the State of Tasmania

December 2008

Signed for and on behalf of the Australian Capital Territory by

.....
Jon Stanhops MLA
Chief Minister of the Australian Capital Territory

December 2008

Signed for and on behalf of the Northern Territory by

.....
The Honourable Paul Henderson MLA
Chief Minister of the Northern Territory of Australia

December 2008

The Parties have confirmed their commitment to this agreement as follows:

Signed for and on behalf of the Commonwealth of Australia by

The Honourable Kevin Rudd MP
Prime Minister of the Commonwealth of Australia
December 2008

Signed for and on behalf of the State of New South Wales by

The Honourable Nathan Rees MP
Premier of the State of New South Wales
December 2008

Signed for and on behalf of the State of Queensland by

The Honourable Anna Bligh MP
Premier of the State of Queensland
December 2008

Signed for and on behalf of the State of Western Australia by

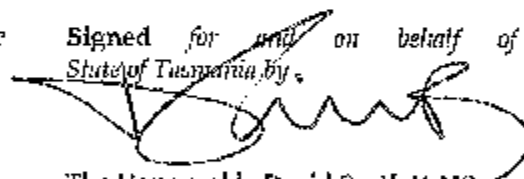
The Honourable Colin Barnett MP
Premier of the State of Western Australia
December 2008

Signed for and on behalf of the State of South Australia by

The Honourable Mike Rann MP
Premier of the State of South Australia
December 2008

Signed for and on behalf of the State of Tasmania by

The Honourable David Bartlett MP
Premier of the State of Tasmania
12 February 2009
~~December 2008~~



Signed for and on behalf of the Australian Capital Territory by

Jon Stanhope MLA
Chief Minister of the Australian Capital Territory
December 2008

Signed for and on behalf of the Northern Territory by

The Honourable Paul Henderson MLA
Chief Minister of the Northern Territory of Australia
December 2008

The Parties have confirmed their commitment to this agreement as follows:

Signed for and on behalf of the Commonwealth of Australia by

The Honourable Kevin Rudd MP
Prime Minister of the Commonwealth of Australia

December 2008

Signed for and on behalf of the State of New South Wales by

The Honourable Nathan Rees MP
Premier of the State of New South Wales

December 2008

Signed for and on behalf of the State of Queensland by

The Honourable Anna Bligh MP
Premier of the State of Queensland

December 2008

Signed for and on behalf of the State of South Australia by

The Honourable Mike Rann MP
Premier of the State of South Australia

December 2008

Signed for and on behalf of the Australian Capital Territory by

Jon Stanhope MLA
Chief Minister of the Australian Capital Territory

December 2008

Signed for and on behalf of the State of Western Australia by

The Honourable Colin Barnett MP
Premier of the State of Western Australia


December 2008

Signed for and on behalf of the State of Tasmania by

The Honourable David Bartlett MP
Premier of the State of Tasmania

December 2008

Signed for and on behalf of the Northern Territory by



The Honourable Paul Henderson MLA
Chief Minister of the Northern Territory of Australia

19 December 2008

APPENDIX A – ALLOCATION OF PLACES AND FUNDING BY YEAR FOR EACH STATE AND TERRITORY

Table 1: Quantum of funding and training places (a) – New South Wales					
Qualification	2009	2010	2011	2012(b)	Total
Job Seeker Qualifications					
Adv Diploma	0	0	0	0	0
Diploma	2 494	2 942	3 187	1 594	10 217
Cert IV	1 982	1 917	2 162	1 081	7 141
Cert III	4 632	5 043	5 548	2 774	17 997
Cert II	5 457	6 436	6 972	3 486	22 350
Total	14 565	16 339	17 868	8 934	57 706
Job Seeker Enrolments					
Adv Diploma	0	0	0	0	0
Diploma	2 881	4 440	5 846	3 141	16 308
Cert IV	2 182	2 410	2 833	1 459	8 884
Cert III	5 046	6 251	7 313	3 745	22 354
Cert II	5 895	7 907	9 224	4 706	27 732
Total	16 004	21 008	25 216	13 051	75 279
State Funding (\$000)	–	–	–	–	–
Enterprise Funding (\$000)	–	–	–	–	–
Cwlth Funding (\$000)	35 222	47 611	59 289	31 253	173 374
Total Funding (\$000)	35 222	47 611	59 289	31 253	173 374
Existing Worker Qualifications					
Adv Diploma	2 509	3 369	3 867	1 933	11 678
Diploma	10 037	13 474	15 466	7 733	46 711
Cert IV	10 037	13 474	15 466	7 733	46 711
Cert III	2 509	3 369	3 867	1 933	11 678
Cert II	0	0	0	0	0

Total	25 094	33 686	38 666	19 333	116 779
Existing Worker Enrolments(c)					
Adv Diploma	2 872	4 888	6 831	3 741	18 331
Diploma	11 738	19 932	27 453	14 963	74 086
Cert IV	10 893	16 340	20 182	10 440	57 855
Cert III	2 723	4 085	5 046	2 610	14 464
Cert II	0	0	0	0	0
Total	28 227	45 245	59 512	31 753	164 736
State Funding (\$000)	32 686	53 951	73 380	40 031	200 049
Enterprise Funding (\$000)	8 069	13 386	18 243	9 906	49 604
Cwlth Funding (\$000)	39 939	66 520	90 806	49 120	246 386
Health places adjustment(d) (\$000)	408	408	408	408	1 634
Total Funding (\$000)	80 694	133 858	182 430	99 057	496 039

(a) Unit value at the base (see Table 4)

(b) Half-year impact. Forward estimates go up to 2011-12 only.

(c) The Existing Worker enrolments include training places for participants who commenced during Phase II of the Agreement. Funding for these training places is at the rates agreed to in MOUs

(d) The 'Health places adjustment' has been added to 'State funding' and deducted from 'Commonwealth funding'.

Table 2: Quantum of funding and training places ^(a) – Queensland					
Qualification	2009	2010	2011	2012(b)	Total
Job Seeker Qualifications					
Adv Diploma	0	0	0	0	0
Diploma	1 527	1 802	1 952	976	6 256
Cert IV	1 214	1 174	1 324	662	4 373
Cert III	2 836	3 088	3 397	1 699	11 020
Cert II	3 341	3 941	4 269	2 134	13 686
Total	8 919	10 005	10 942	5 471	35 336
Job Seeker Enrolments					
Adv Diploma	0	0	0	0	0
Diploma	1 764	2 719	3 579	1 923	9 986
Cert IV	1 336	1 476	1 735	894	5 440
Cert III	3 090	3 828	4 478	2 293	13 689
Cert II	3 610	4 842	5 648	2 882	16 982
Total	9 800	12 864	15 441	7 992	46 096
State Funding (\$000)	-	-	-	-	-
Enterprise Funding (\$000)	-	-	-	-	-
Cwlth Funding (\$000)	21 568	29 154	36 305	19 137	106 164
Total Funding (\$000)	21 568	29 154	36 305	19 137	106 164
Existing Worker Qualifications					
Adv Diploma	1 537	2 063	2 368	1 184	7 151
Diploma	6 146	8 251	9 471	4 735	28 603
Cert IV	6 146	8 251	9 471	4 735	28 603
Cert III	1 537	2 063	2 368	1 184	7 151
Cert II	0	0	0	0	0
Total	15 366	20 627	23 677	11 838	71 509

Existing Worker Enrolments(c)					
Adv Diploma	1 856	3 141	4 233	2 291	11 521
Diploma	7 424	12 564	16 933	9 162	46 082
Cert IV	6 809	10 144	12 359	6 393	35 704
Cert III	1 702	2 536	3 090	1 598	8 926
Cert II	0	0	0	0	0
Total	17 790	28 384	36 614	19 444	102 232
State Funding (\$000)	20 650	33 922	45 221	24 506	124 299
Enterprise Funding (\$000)	5 102	8 420	11 245	6 066	30 832
Cwlth Funding (\$000)	25 265	41 856	55 980	30 085	153 186
Health places adjustment(d) (\$000)	243	243	243	243	972
Total Funding (\$000)	51 016	84 198	112 446	60 657	308 316

(a) Unit value at the base (see Table 4)

(b) Half-year impact. Forward estimates go up to 2011-2012 only.

(c) The Existing Worker enrolments include training places for participants who commenced during Phase II of the Agreement. Funding for these training places is at the rates agreed to in MOUs

(d) The 'Health places adjustment' has been added to 'State funding' and deducted from 'Commonwealth funding'.

Table 3: Quantum of funding and training places (a) – South Australia					
Qualification	2009	2010	2011	2012(b)	Total
Job Seeker Qualifications					
Adv Diploma	0	0	0	0	0
Diploma	571	673	729	365	2 338
Cert IV	453	439	495	247	1 634
Cert III	1 060	1 154	1 269	635	4 118
Cert II	1 249	1 473	1 595	798	5 114
Total	3 333	3 738	4 089	2 044	13 204
Job Seeker Enrolments					
Adv Diploma	0	0	0	0	0
Diploma	659	1 016	1 338	719	3 731
Cert IV	499	551	648	334	2 033
Cert III	1 155	1 430	1 673	857	5 115
Cert II	1 349	1 809	2 111	1 077	6 346
Total	3 662	4 807	5 770	2 986	17 225
State Funding (\$000)	-	-	-	-	-
Enterprise Funding (\$000)	-	-	-	-	-
Cwlth Funding (\$000)	8 059	10 894	13 566	7 151	39 670
Total Funding (\$000)	8 059	10 894	13 566	7 151	39 670
Existing Worker Qualifications					
Adv Diploma	574	771	885	442	2 672
Diploma	2 297	3 083	3 539	1 769	10 688
Cert IV	2 297	3 083	3 539	1 769	10 688
Cert III	574	771	885	442	2 672
Cert II	0	0	0	0	0
Total	5 742	7 708	8 847	4 424	26 721

Existing Worker Enrolments(c)					
Adv Diploma	721	1 215	1 596	856	4 387
Diploma	2 882	4 859	6 383	3 424	17 548
Cert IV	2 600	3 847	4 618	2 389	13 454
Cert III	650	962	1 155	597	3 363
Cert II	0	0	0	0	0
Total	6 853	10 882	13 752	7 265	38 753
State Funding (\$000)	7 886	12 948	16 927	9 066	46 826
Enterprise Funding (\$000)	1 971	3 237	4 232	2 267	11 707
Cwlth Funding (\$000)	9 857	16 184	21 158	11 333	58 533
Health places adjustment(d) (\$000)	0	0	0	0	0
Total Funding (\$000)	19 715	32 369	42 317	22 666	117 066

(a) Unit value at the base (see Table 4)

(b) Half-year impact. Forward estimates go up to 2011-2012 only.

(c) The Existing Worker enrolments include training places for participants who commenced during Phase II of the Agreement. Funding for these training places is at the rates agreed to in MOUs

(d) The 'Health places adjustment' has been added to 'State funding' and deducted from 'Commonwealth funding'.

Table 4: Quantum of funding and training places (a) – Western Australia					
Qualification	2009	2010	2011	2012(b)	Total
Job Seeker Qualifications					
Adv Diploma	0	0	0	0	0
Diploma	778	917	994	497	3 186
Cert IV	618	598	674	337	2 227
Cert III	1 444	1 572	1 730	865	5 612
Cert II	1 701	2 007	2 174	1 087	6 969
Total	4 541	5 094	5 571	2 786	17 993
Job Seeker Enrolments					
Adv Diploma	0	0	0	0	0
Diploma	898	1 384	1 823	979	5 085
Cert IV	680	751	883	455	2 770
Cert III	1 573	1 949	2 280	1 168	6 970
Cert II	1 838	2 466	2 876	1 467	8 647
Total	4 990	6 550	7 862	4 069	23 472
State Funding (\$000)	-	-	-	-	-
Enterprise Funding (\$000)	-	-	-	-	-
Cwlth Funding (\$000)	10 982	14 845	18 487	9 745	54 059
Total Funding (\$000)	10 982	14 845	18 487	9 745	54 059
Existing Worker Qualifications					
Adv Diploma	782	1 050	1 206	603	3 641
Diploma	3 130	4 201	4 822	2 411	14 565
Cert IV	3 130	4 201	4 822	2 411	14 565
Cert III	782	1 050	1 206	603	3 641
Cert II	0	0	0	0	0
Total	7 824	10 503	12 056	6 028	36 412

Existing Worker Enrolments(c)					
Adv Diploma	959	1 621	2 163	1 166	5 909
Diploma	3 747	6 347	8 605	4 665	23 364
Cert IV	3 475	5 173	6 293	3 255	18 196
Cert III	864	1 289	1 573	814	4 540
Cert II	0	0	0	0	0
Total	9 045	14 430	18 634	9 901	52 010
State Funding (\$000)	10 492	17 234	23 006	12 474	63 207
Enterprise Funding (\$000)	2 593	4 279	5 721	3 089	15 682
Cwlth Funding (\$000)	12 845	21 273	28 488	15 323	77 929
Health places adjustment(d) (\$000)	120	120	120	120	480
Total Funding (\$000)	25 930	42 786	57 215	30 886	156 818

(a) Unit value at the base (see Table 4)

(b) Half-year impact. Forward estimates go up to 2011-2012 only.

(c) The Existing Worker enrolments include training places for participants who commenced during Phase II of the Agreement. Funding for these training places is at the rates agreed to in MOUs

(d) The 'Health places adjustment' has been added to 'State funding' and deducted from 'Commonwealth funding'.

Table 5: Quantum of funding and training places ^(a) – Tasmania					
Qualification	2009	2010	2011	2012(b)	Total
Job Seeker Qualifications					
Adv Diploma	0	0	0	0	0
Diploma	175	206	224	112	717
Cert IV	139	134	152	76	501
Cert III	325	354	389	195	1 263
Cert II	383	452	489	245	1 568
Total	1 022	1 146	1 254	627	4 049
Job Seeker Enrolments					
Adv Diploma	0	0	0	0	0
Diploma	202	311	410	220	1 144
Cert IV	153	169	199	102	623
Cert III	354	439	513	263	1 568
Cert II	414	555	647	330	1 946
Total	1 123	1 474	1 769	916	5 282
State Funding (\$000)	-	-	-	-	-
Enterprise Funding (\$000)	-	-	-	-	-
Cwlth Funding (\$000)	2 471	3 340	4 160	2 193	12 164
Total Funding (\$000)	2 471	3 340	4 160	2 193	12 164
Existing Worker Qualifications					
Adv Diploma	176	236	271	136	819
Diploma	704	945	1 085	543	3 277
Cert IV	704	945	1 085	543	3 277
Cert III	176	236	271	136	819
Cert II	0	0	0	0	0
Total	1 761	2 363	2 713	1 356	8 193

Existing Worker Enrolments(c)					
Adv Diploma	217	366	487	262	1 333
Diploma	868	1 466	1 949	1 050	5 332
Cert IV	789	1 171	1 416	732	4 109
Cert III	197	293	354	183	1 027
Cert II	0	0	0	0	0
Total	2 071	3 296	4 206	2 228	11 801
State Funding (\$000)	2 409	3 946	5 202	2 810	14 367
Enterprise Funding (\$000)	595	979	1 293	695	3 562
Cwlth Funding (\$000)	2 945	4 866	6 436	3 445	17 692
Health places adjustment(d) (\$000)	30	30	30	30	119
Total Funding (\$000)	5 949	9 791	12 931	6 950	35 621

(a) Unit value at the base (see Table 4)

(b) Half-year impact. Forward estimates go up to 2011-2012 only.

(c) The Existing Worker enrolments include training places for participants who commenced during Phase II of the Agreement. Funding for these training places is at the rates agreed to in MOUs

(d) The 'Health places adjustment' has been added to 'State funding' and deducted from 'Commonwealth funding'.

Table 6: Quantum of funding and training places (a) – Northern Territory					
Qualification	2009	2010	2011	2012(b)	Total
Job Seeker Qualifications					
Adv Diploma	0	0	0	0	0
Diploma	82	97	105	53	338
Cert IV	66	63	71	36	236
Cert III	153	167	183	92	595
Cert II	180	213	231	115	739
Total	482	540	591	295	1 908
Job Seeker Enrolments					
Adv Diploma	0	0	0	0	0
Diploma	95	147	193	104	539
Cert IV	72	80	94	48	294
Cert III	167	207	242	124	739
Cert II	195	261	305	156	917
Total	529	695	834	432	2 489
State Funding (\$000)	–	–	–	–	–
Enterprise Funding (\$000)	–	–	–	–	–
Cwlth Funding (\$000)	1 165	1 574	1 960	1 033	5 733
Total Funding (\$000)	1 165	1 574	1 960	1 033	5 733
Existing Worker Qualifications					
Adv Diploma	83	111	128	64	386
Diploma	332	446	511	256	1 545
Cert IV	332	446	511	256	1 545
Cert III	83	111	128	64	386
Cert II	0	0	0	0	0
Total	830	1 114	1 279	639	3 861

Existing Worker Enrolments(c)					
Adv Diploma	95	162	226	124	606
Diploma	417	703	923	495	2 537
Cert IV	370	550	667	345	1 932
Cert III	96	141	167	86	490
Cert II	0	0	0	0	0
Total	978	1 555	1 983	1 050	5 566
State Funding (\$000)	1 135	1 860	2 450	1 322	6 767
Enterprise Funding (\$000)	281	462	610	328	1 680
Cwlth Funding (\$000)	1 393	2 299	3 036	1 626	8 353
Health places adjustment(d) (\$000)	12	12	12	12	47
Total Funding (\$000)	2 809	4 621	6 096	3 275	16 801

(a) Unit value at the base (see Table 4)

(b) Half-year impact. Forward estimates go up to 2011-2012 only.

(c) The Existing Worker enrolments include training places for participants who commenced during Phase II of the Agreement. Funding for these training places is at the rates agreed to in MOUs

(d) The 'Health places adjustment' has been added to 'State funding' and deducted from 'Commonwealth funding'.

Table 7: Quantum of funding and training places (a) – Australian Capital Territory					
Qualification	2009	2010	2011	2012(b)	Total
Job Seeker Qualifications					
Adv Diploma	0	0	0	0	0
Diploma	132	155	168	84	539
Cert IV	105	101	114	57	377
Cert III	244	266	293	146	950
Cert II	288	340	368	184	1 180
Total	769	862	943	472	3 046
Job Seeker Enrolments					
Adv Diploma	0	0	0	0	0
Diploma	152	234	309	166	861
Cert IV	115	127	150	77	469
Cert III	266	330	386	198	1 180
Cert II	311	417	487	248	1 464
Total	845	1 109	1 331	689	3 974
State Funding (\$000)	–	–	–	–	–
Enterprise Funding (\$000)	–	–	–	–	–
Cwlth Funding (\$000)	1 859	2 513	3 130	1 650	9 151
Total Funding (\$000)	1 859	2 513	3 130	1 650	9 151
Existing Worker Qualifications					
Adv Diploma	132	178	204	102	616
Diploma	530	711	816	408	2 466
Cert IV	530	711	816	408	2 466
Cert III	132	178	204	102	616
Cert II	0	0	0	0	0
Total	1 325	1 778	2 041	1 020	6 164

Existing Worker Enrolments(c)					
Adv Diploma	152	258	361	197	968
Diploma	606	1 032	1 442	790	3 870
Cert IV	570	857	1 065	551	3 043
Cert III	142	214	266	138	761
Cert II	0	0	0	0	0
Total	1 470	2 361	3 134	1 676	8 642
State Funding (\$000)	1 678	2 791	3 840	2 091	10 401
Enterprise Funding (\$000)	420	698	960	523	2 600
Cwlth Funding (\$000)	2 098	3 488	4 800	2 614	13 001
Health places adjustment(d) (\$000)	0	0	0	0	0
Total Funding (\$000)	4 196	6 977	9 600	5 229	26 001

(a) Unit value at the base (see Table 4)

(b) Half-year impact. Forward estimates go up to 2011-2012 only.

(c) The Existing Worker enrolments include training places for participants who commenced during Phase II of the Agreement. Funding for these training places is at the rates agreed to in MOUs

(d) The 'Health places adjustment' has been added to 'State funding' and deducted from 'Commonwealth funding'.

APPENDIX B - TEMPLATE FOR STATE AND TERRITORY IMPLEMENTATION PLANS

Context

Brief Statement about the State or Territory skills environment, and how the Agreement will address training needs.

Term of plan

1. This National Partnership is created subject to the provisions of the National Partnership Agreement for Productivity Places Program, and should be read in conjunction with the Agreement.
2. These arrangements will commence on 1 January 2009 and expire on 30 June 2012.

Proposal

Eligibility Criteria

3. Access to the training available under the Agreement is limited to people aged 15 years⁸ or over who are:
 - (a) Australian citizens; or
 - (b) permanent residents of Australia⁹; or
 - (c) humanitarian refugees.
4. An individual is eligible for a job seeker place if he or she is:
 - (a) registered with an Employment Service Provider (ESP); or
 - (b) an income support recipient who is not currently required to meet activity test or participation requirements; or
 - (c) a participant in the Community Development Employment Projects scheme; or
 - (d) not currently working and seeking or intending to seek paid employment or self employment after completing the qualification; or
 - (e) a participant in the Commonwealth's Access Program; or
 - (f) not working and participating in volunteering activities.
5. Existing worker refers to someone who in the previous week worked for one hour or more for pay, profit, commission, or payment in kind. This definition excludes those people who may

⁸ Or the legislated minimum State or Territory school leaving age in States and Territories where it is higher than 15 years of age.

⁹ And other temporary Australian Residents as specified in State and Territory Implementation Plans and in accordance with Commonwealth policy regarding access to services.

work for more than one hour per week but are particularly disadvantaged¹⁰ in the labour market.

Outputs, Funding and Purchasing Arrangements

6. Overview of procurement processes and contract management arrangements including how they will meet the arrangements for Outputs and Funding.
 - (a) Encourage training providers participating in the Agreement to provide flexible delivery options (for example part-time outside business hours in workplaces and catering for people with a disability) to meet the diverse learning and cultural needs of participants in a range of geographical locations.
 - (b) Put in place arrangements to ensure that the minimum 10 per cent private contribution is levied in aggregate for training of existing workers.
 - (c) Implement protocols including financial arrangements to govern the administrative arrangements for national enterprises operating in more than one jurisdiction to ensure that they only have to deal with one point of contact to arrange cross jurisdictional delivery of training.
 - (d) Ensure funding is used for payments to Registered Training Organisations for the provision of training only and not for administration of the Agreement¹¹.

Industry and enterprise engagement and brokerage

7. Describe how the arrangements identified for enterprise engagement and brokerage will be implemented, including how states and territories will:
 - (a) ensure a role for national ISCs in the brokerage of training delivered under the Agreement. Where national ISCs broker training, ensure clients so brokered are given priority access to training, where they meet eligibility requirements and the allocation of training has not been exhausted;
 - (b) ensure State and Territory industry advisory bodies/arrangements work in partnership with national ISCs to identify occupations and qualifications that are experiencing current and emerging skills shortages;
 - (c) clients brokered by Employment Service Providers are given access to training where they meet eligibility requirements and the allocation of training has not been exhausted;
 - (d) provide appropriate data and information to Skills Australia to assist it in identifying industries, occupations and regions that are experiencing skills shortages; and
 - (e) ensure all enterprises (public, private and not for profit) have fair and equitable access to the training available through the Agreement.

Providers

8. Describe how the competition arrangements for Providers will be implemented.
9. Under 1.5.2 states and territories must ensure that competition for the provision of training is open to all private and public RTOs that meet the following conditions:

¹⁰ Particularly disadvantaged in this context means an income support recipient who is not currently required to meet activity tests or participation requirements; or a participant in the Community Development Employment Projects scheme.

¹¹ Independently from this agreement, Heads of Treasury may determine cost-sharing arrangements between governments for the administration of election commitments.

- (a) financial viability;
- (b) registration in relevant jurisdiction with capacity to deliver the specific qualification (have existing Scope of Registration); and
- (c) data compliance with the AVETMISS for publicly funded training.

Qualification Profile Target

10. Anticipated delivery of training places by AQF level. Under the Agreement states and territories are required to ensure that all outputs are in addition to current effort. Delivery is subject to the management and implementation arrangements in the Agreement, and the distribution of total outputs must be in line with the relevant nominal allocation in Appendix A Tables 1-7 of the Agreement.

Priority Industries and Occupations

11. Details of any industry, occupation and qualification that will be a particular focus for take up of training places. If this industry, occupation or qualification is not on the Commonwealth's National Priority List of industries, occupations and qualifications then please provide quantitative and/or qualitative information and evidence to support the addition of the proposed area of focus.

Reporting and Evaluation

Describe how the Program will be evaluated, including how data will be collected from RTOs and methodology for preparing reports described in the following sections of the Agreement:

- (a) 1.1.3 Outputs
- (b) 1.5.2 Reporting
- (c) 1.7 Performance benchmark and reporting
- (d) 1.8.5 Financial Reporting and Acquittal of Funds

Publications and Communications

12. XXXX state/territory will acknowledge the Agreement as a joint Commonwealth and State or Territory initiative in all publications promotional and advertising materials public announcements and activities or any products processes or inventions developed as a result of the implementation of the Agreement.

Reconciliation of Phase II (1 July to 31 December 2008) of the Agreement

13. Arrangements for the allocation of places for existing workers between 1 July 2008 and 31 December 2008 have been outlined in the MoU put in place between the Commonwealth and participating States and Territories. The MoU provided funding for 50 per cent of the Commonwealth Funding allocation for Certificate II to Certificate IV level qualifications and 30 per cent of the funding allocation for Diploma and Advanced Diplomas. The remaining funding allocation per qualification will be provided through the Agreement.
14. This section of the implementation plan will be used to reconcile Commonwealth funding between the MoU and the NP. A reconciliation is required if:
- (a) targets for new enrolments were not achieved; or
 - (b) Commonwealth payments for continuing enrolments that were to occur under the Agreement were brought forward to the MoU.

15. At the March 2008 meeting of COAG it was agreed to quarantine training places for up to 50,000 qualifications under the Agreement over the next three years for areas of national skills shortage in health occupations (COAG Health Places).
16. At the July 2008 meeting of COAG it was decided that up to 4 500 of these COAG Health Places would be made available from 31 July 2008 to 31 December 2008. At this time the Commonwealth Government agreed to fund fully the government contributions to the costs of this training during the period to 31 December 2008 with this additional funding contribution to be recognised in the financial arrangements for Phase III of the Agreement from 1 January 2009. The table below shows the reconciliation for these amounts.

Table 2: Reconciliation for Phase II COAG Health Places by jurisdiction

State	Adjustment (\$)
NSW	1 633 600
Qld	972 378
SA	0
WA	479 520
Tas	118 800
NT	47 000
ACT	0
Total	3 251 298
