

# Public Dental Services for Adults – 2022-23

## FEDERATION FUNDING AGREEMENT – HEALTH

Table 1: Formalities and operation of schedule																									
Parties	Commonwealth New South Wales Victoria Queensland Western Australia South Australia Tasmania Australian Capital Territory Northern Territory																								
Duration	This Schedule is expected to expire on 30 June 2023.																								
Purpose	This Schedule will support the delivery of dental services up to an additional 180,000 eligible adult dental patients.																								
Estimated financial contributions	<p>The Commonwealth will provide an additional estimated total financial contribution to the States of \$107.75m in respect of this Schedule.</p> <table> <tr> <th>Table 1 (\$ million)</th><th>2022-23</th></tr> <tr> <td><b>Estimated total budget</b></td><td><b>107.75</b></td></tr> <tr> <td><i>Less estimated National Partnership Payments</i></td><td>107.75</td></tr> <tr> <td>- NSW</td><td>34.37</td></tr> <tr> <td>- VIC</td><td>26.88</td></tr> <tr> <td>- QLD</td><td>21.66</td></tr> <tr> <td>- WA</td><td>9.69</td></tr> <tr> <td>- SA</td><td>9.38</td></tr> <tr> <td>- TAS</td><td>3.39</td></tr> <tr> <td>- ACT</td><td>0.97</td></tr> <tr> <td>- NT</td><td>1.42</td></tr> <tr> <td><i>Balance of non-Commonwealth contributions</i></td><td>0.00</td></tr> </table>	Table 1 (\$ million)	2022-23	<b>Estimated total budget</b>	<b>107.75</b>	<i>Less estimated National Partnership Payments</i>	107.75	- NSW	34.37	- VIC	26.88	- QLD	21.66	- WA	9.69	- SA	9.38	- TAS	3.39	- ACT	0.97	- NT	1.42	<i>Balance of non-Commonwealth contributions</i>	0.00
Table 1 (\$ million)	2022-23																								
<b>Estimated total budget</b>	<b>107.75</b>																								
<i>Less estimated National Partnership Payments</i>	107.75																								
- NSW	34.37																								
- VIC	26.88																								
- QLD	21.66																								
- WA	9.69																								
- SA	9.38																								
- TAS	3.39																								
- ACT	0.97																								
- NT	1.42																								
<i>Balance of non-Commonwealth contributions</i>	0.00																								
Additional terms	<p><b>Dental Weighted Activity Units<sup>1</sup></b></p> <p>Throughput under this Schedule will be measured in terms of Dental Weighted Activity Units (DWAUs), calculated using the Australian Dental Association (ADA) three digit item codes and a weighting for those items as set out in Schedule B1.</p>																								

States are required to report to the Commonwealth in the format provided in Schedule B2. States are permitted to use their own reporting or performance measures within their jurisdiction.

On signing, the States will provide the Commonwealth with a description of how waiting lists are defined in their jurisdiction and will commit to working towards a nationally agreed definition of waiting times.

### **Performance Benchmarks or Milestones**

Performance activity is measured from 1 April 2022 to 31 March 2023.

The Parties agree to meet the following performance benchmarks, which will be assessed relative to the 2013-14 baseline:

- (a) the States will at least maintain their baseline levels of DWAU, as identified as the 2013-14 baseline (Schedule B3 revised 2022); and
- (b) over the life of the Schedule, the States will provide the additional DWAU as set out in Table 2 below.

Payments will be paid proportional to the achievement against the performance benchmarks outlined in Table 2, on a pro rata basis, i.e. 100 per cent of funding for achieving 100 per cent of the Target DWAU above the baseline.

If a performance benchmark is not fully met, the unmet performance benchmark and the remaining available funding tied to the unmet benchmark may be added to a subsequent period, subject to Commonwealth Budget Rules.

### **Rollover**

DWAUs achieved above 100% of the required activity under the 2021-22 Federation Funding Agreement for Public Dental Services for Adults are eligible under this Schedule.

### **Catch-up Provisions**

DWAUs delivered during the 2021-22 catch-up period (1 April 2022 to 30 June 2022) in order to achieve 100% of the performance target under the 2021-22 Federation Funding Agreement for Public Dental Services for Adults are ineligible under this Schedule.

States may count DWAUs delivered between 1 April 2023 - 30 June 2023 (catch-up period) toward their 2022-23 performance target.

	<p><b>Dispute Resolution</b></p> <p>Officials of relevant Parties can agree to amend Target DWAU, Baseline DWAU and 2021-22 rolled-over DWAU in a performance milestone where they might be incorrect.</p> <p>Officials of relevant Parties will attempt to resolve any disputes with calculations of DWAU achieved and/or relevant payment in a performance period. Any variations to payments as a result of the resolution will be made to the next performance period payment.</p> <p>If there are no further performance periods, a final payment will be made to a state if they become eligible for funding; or the Commonwealth will invoice a state if they become ineligible for funding following a variation to payments as a result of a resolution of a dispute.</p>
--	--

Table 2: Performance requirement and payments – National Overview		
Performance milestones	Report due	Total National Funding Pool
<b>2022-23 Performance milestones<sup>(1)</sup></b>		
<p><b>Performance Period (PP1)</b> to be measured – 1 April 2022 to 30 September 2022</p> <p>PP1 Target (DWAU) above the baseline = 89,792</p> <p>PP1 Baseline DWAU = DWAs for the period 1 April 2014 to 30 June 2014 and 1 July 2013 to 30 September 2013 = 370,224.01</p> <p>PP1 Performance measurement = DWAs achieved for the period 1 April 2022 to 30 September 2022 <u>less</u> PP1 Baseline DWAU</p> <p>2021-22 Rolled over DWAU = 303,172.67</p> <p>Payment Formula</p> <ol style="list-style-type: none"> <li>1. PP1 performance measurement (see above) + 2021-22 Rolled over DWAU = Total DWAU above baseline achieved.</li> <li>2. Percentage of DWAU target above the baseline achieved = Total DWAU above baseline achieved ÷ PP1 Target DWAU above the baseline.</li> <li>3. Eligible payment is based on percentage of DWAU target above baseline achieved capped at 100%.</li> </ol>	30/11/2022	\$53,875,000
<p><b>Performance Period 2 (PP2)</b> to be measured – 1 October 2022 to 31 March 2023</p> <p>PP2 Cumulative Target (DWAU) (1 April 2022 to 31 March 2023) above the baseline = 179,584</p> <p>PP2 Baseline DWAU = DWAs for the 2013-14 financial year = 706,134.63</p> <p>PP2 Cumulative Performance measurement = DWAs achieved for the period 1 April 2022 to 31 March 2023 <u>less</u> PP2 Baseline DWAU</p> <p>2021-22 Rolled over DWAU = 303,172.67</p> <p>Payment Formula</p> <ol style="list-style-type: none"> <li>1. PP2 Cumulative Performance measurement (see above) + 2021-22 Rolled over DWAU = Total DWAU above baseline achieved.</li> <li>2. Percentage of cumulative DWAU target above the baseline achieved = Total DWAU above baseline achieved ÷ PP2 cumulative Target DWAU above the baseline.</li> <li>3. Eligible payment is based on percentage of cumulative DWAU target above baseline achieved capped at 100% and adjusted for payments in PP1.</li> </ol>	10/05/2023	\$53,875,000

Period to be measured – 1 April 2023 to 30 June 2023 – 'Catch-up' Period.	30/08/2023	<p>Any unmet/rolled over target (DWAUs) above the baseline that were not delivered in the performance periods:</p> <ul style="list-style-type: none"> <li>- 1 April 2022 to 30 September 2022; and</li> <li>- 1 October 2022 to 31 March 2023.</li> </ul> <p>Target (DWAUs) above the baseline to be rolled over into 'catch-up' period must be specified in Report which is due on 10 May 2023.</p>
---	------------	--

(1) Note: DWAUs for the period 1 April 2022 to 30 June 2022 which were rolled over into the 'catch-up' period in order to achieve 100% of the performance target under the 2021-22 Federation Funding Agreement for Public Dental Services for Adults are ineligible under this Schedule (up to 100% of target).

Table 2A: New South Wales – Performance requirements, reporting and payment summary			
Output	Performance milestones	Report due	Payment
<b>2022-23 Performance milestones<sup>(1)</sup></b>			
<b>Performance Period 1 (PP1)</b> to be measured – 1 April 2022 to 30 September 2022	PP1 Target (DWAU) above the baseline = 29,252 PP1 Baseline DWAU = DWAUs for the period 1 April 2014 to 30 June 2014 and 1 July 2013 to 30 September 2013 = 84,894.00 PP1 Performance measurement = DWAUs achieved for the period 1 April 2022 to 30 September 2022 <b>less</b> PP1 Baseline DWAU 2021-22 Rolled over DWAU = 254,373.88  Payment Formula 1. PP1 performance measurement (see above) + 2021-22 Rolled over DWAU = Total DWAU above baseline achieved. 2. Percentage of DWAU target above the baseline achieved = Total DWAU above baseline achieved ÷ PP1 Target DWAU above the baseline. 3. Eligible payment is based on percentage of DWAU target above baseline achieved capped at 100%.	30/11/2022	\$17,182,900
<b>Performance Period 2 (PP2)</b> to be measured – 1 October 2022 to 31 March 2023	PP2 Cumulative Target (DWAU) (1 April 2022 to 31 March 2023) above the baseline = 58,504.00 PP2 Baseline DWAU = DWAUs for the 2013-14 financial year = 161,644.28 PP2 Cumulative Performance measurement = DWAUs achieved for the period 1 April 2022 to 31 March 2023 <b>less</b> PP2 Baseline DWAU 2021-22 Rolled over DWAU = 254,373.88  Payment Formula 1. PP2 Cumulative Performance measurement (see above) + 2021-22 Rolled over DWAU = Total DWAU above baseline achieved. 2. Percentage of cumulative DWAU target above the baseline achieved = Total DWAU above baseline achieved ÷ PP2 cumulative Target DWAU above the baseline. 3. Eligible payment is based on percentage of cumulative DWAU target above baseline achieved capped at 100% and adjusted for payments in PP1.	10/05/2023	\$17,182,900

Period to be measured – 1 April 2023 to 30 June 2023 – 'Catch-up' Period.	10/08/2023	Any unmet/rolled over target (DWAUs) above the baseline that were not delivered in the performance periods: <ul style="list-style-type: none"> <li>- 1 April 2022 to 30 September 2022; and</li> <li>- 1 October 2022 to 31 March 2023.</li> </ul> Target (DWAUs) above the baseline to be rolled over into 'catch-up' period must be specified in Report which is due on 10 May 2023.
---	------------	--

(1) Note: DWAUs for the period 1 April 2022 to 30 June 2022 which were rolled over into the 'catch-up' period in order to achieve 100% of the performance target under the 2021-22 Federation Funding Agreement for Public Dental Services for Adults are ineligible under this Schedule (up to 100% of target).

The Parties have confirmed their commitment to this schedule as follows:

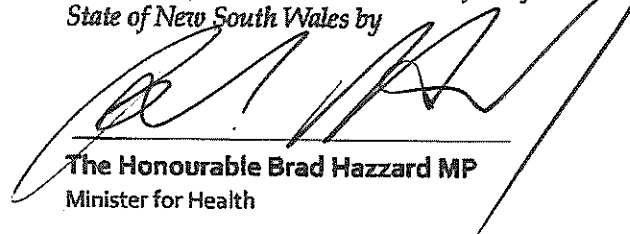
Signed for and on behalf of the Commonwealth of Australia by



**The Honourable Mark Butler MP**  
Minister for Health and Aged Care

17 11 22  
[Day] [Month] [Year]

Signed for and on behalf of the State of New South Wales by



**The Honourable Brad Hazzard MP**  
Minister for Health

31. 1. 2023  
[Day] [Month] [Year]

Table 2C: Queensland – Performance requirements, reporting and payment summary			
Output	Performance milestones	Report due	Payment
<b>2022-23 Performance milestones<sup>(1)</sup></b>			
<b>Performance Period 1 (PP1)</b> to be measured – 1 April 2022 to 30 September 2022	PP1 Target (DWAU) above the baseline = 17,847 PP1 Baseline DWAU = DWAUs for the period 1 April 2014 to 30 June 2014 and 1 July 2013 to 30 September 2013 = 96,361.51 PP1 Performance measurement = DWAUs achieved for the period 1 April 2022 to 30 September 2022 <b>less</b> PP1 Baseline DWAU 2021-22 Rolled over DWAU = 27,520.41 Payment Formula 1. PP1 performance measurement (see above) + 2021-22 Rolled over DWAU = Total DWAU above baseline achieved. 2. Percentage of DWAU target above the baseline achieved = Total DWAU above baseline achieved ÷ PP1 Target DWAU above the baseline. 3. Eligible payment is based on percentage of DWAU target above baseline achieved capped at 100%.	30/11/2022	\$10,832,237
<b>Performance Period 2 (PP2)</b> to be measured – 1 October 2022 to 31 March 2023	PP2 Cumulative Target (DWAU) (1 April 2022 to 31 March 2023) above the baseline = 35,694 PP2 Baseline DWAU = DWAUs for the 2013-14 financial year = 187,839.80 PP2 Cumulative Performance measurement = DWAUs achieved for the period 1 April 2022 to 31 March 2023 <b>less</b> PP2 Baseline DWAU 2021-22 Rolled over DWAU = 27,520.41 Payment Formula 1. PP2 Cumulative Performance measurement (see above) + 2021-22 Rolled over DWAU = Total DWAU above baseline achieved. 2. Percentage of cumulative DWAU target above the baseline achieved = Total DWAU above baseline achieved ÷ PP2 cumulative Target DWAU above the baseline. 3. Eligible payment is based on percentage of cumulative DWAU target above baseline achieved capped at 100% and adjusted for payments in PP1.	10/05/2023	\$10,832,237




Period to be measured – 1 April 2023 to 30 June 2023 – 'Catch-up' Period.	10/08/2023	<p>Any unmet/rolled over target (DWAUs) above the baseline that were not delivered in the performance periods:</p> <ul style="list-style-type: none"> <li>- 1 April 2022 to 30 September 2022; and</li> <li>- 1 October 2022 to 31 March 2023.</li> </ul> <p>Target (DWAUs) above the baseline to be rolled over into 'catch-up' period must be specified in Report which is due on 10 May 2023.</p>
---	------------	--

(1) Note: DWAUs for the period 1 April 2022 to 30 June 2022 which were rolled over into the 'catch-up' period in order to achieve 100% of the performance target under the 2021-22 Federation Funding Agreement for Public Dental Services for Adults are ineligible under this Schedule (up to 100% of target).

The Parties have confirmed their commitment to this schedule as follows:

Signed for and on behalf of the Commonwealth  
of Australia by



**The Honourable Mark Butler MP**  
Minister for Health and Aged Care

17 11 22  
[Day] [Month] [Year]

Signed for and on behalf of the  
State of Queensland by



**The Honourable Yvette D'Ath MP**  
Minister for Health

10 / 02 / 2023  
[Day] [Month] [Year]

Table 2D: Western Australia – Performance requirements, reporting and payment summary			
Output	Performance milestones	Report due	Payment
<b>2022-23 Performance milestones<sup>(1)</sup></b>			
<b>Performance Period 1 (PP1)</b> to be measured – 1 April 2022 to 30 September 2022	PP1 Target (DWAU) above the baseline = 7,561 PP1 Baseline DWAU = DWAUs for the period 1 April 2014 to 30 June 2014 and 1 July 2013 to 30 September 2013 = 24,748.31 PP1 Performance measurement = DWAUs achieved for the period 1 April 2022 to 30 September 2022 <b>less</b> PP1 Baseline DWAU 2021-22 Rolled over DWAU = 9,504.65 Payment Formula 1. PP1 performance measurement (see above) + 2021-22 Rolled over DWAU = Total DWAU above baseline achieved. 2. Percentage of DWAU target above the baseline achieved = Total DWAU above baseline achieved ÷ PP1 Target DWAU above the baseline. 3. Eligible payment is based on percentage of DWAU target above baseline achieved capped at 100%.	30/11/2022	\$4,843,123
<b>Performance Period 2 (PP2)</b> to be measured – 1 October 2022 to 31 March 2023	PP2 Cumulative Target (DWAU) (1 April 2022 to 31 March 2023) above the baseline = 15,122 PP2 Baseline DWAU = DWAUs for the 2013-14 financial year = 48,701.16 PP2 Cumulative Performance measurement = DWAUs achieved for the period 1 April 2022 to 31 March 2023 <b>less</b> PP2 Baseline DWAU 2021-22 Rolled over DWAU = 9,504.65 Payment Formula 1. PP2 Cumulative Performance measurement (see above) + 2021-22 Rolled over DWAU = Total DWAU above baseline achieved. 2. Percentage of cumulative DWAU target above the baseline achieved = Total DWAU above baseline achieved ÷ PP2 cumulative Target DWAU above the baseline. 3. Eligible payment is based on percentage of cumulative DWAU target above baseline achieved capped at 100% and adjusted for payments in PP1.	10/05/2023	\$4,843,123

Period to be measured – 1 April 2023 to 30 June 2023 – 'Catch-up' Period.	10/08/2023	<p>Any unmet/rolled over target (DWAUs) above the baseline that were not delivered in the performance periods:</p> <ul style="list-style-type: none"> <li>- 1 April 2022 to 30 September 2022; and</li> <li>- 1 October 2022 to 31 March 2023.</li> </ul> <p>Target (DWAUs) above the baseline to be rolled over into 'catch-up' period must be specified in Report which is due on 10 May 2023.</p>
---	------------	--

(1) Note: DWAUs for the period 1 April 2022 to 30 June 2022 which were rolled over into the 'catch-up' period in order to achieve 100% of the performance target under the 2021-22 Federation Funding Agreement for Public Dental Services for Adults are ineligible under this Schedule (up to 100% of target).

The Parties have confirmed their commitment to this schedule as follows:


*Signed for and on behalf of the Commonwealth of Australia by*



**The Honourable Mark Butler MP**  
Minister for Health and Aged Care

17 11 22  
[Day] [Month] [Year]

*Signed for and on behalf of the State of Western Australia by*



**The Honourable Amber-Jade Sanderson**  
MLA  
Minister for Health

[Day] [Month] [Year]

Table 2E: South Australia – Performance requirements, reporting and payment summary			
Output	Performance milestones	Report due	Payment
<b>2022-23 Performance milestones<sup>(1)</sup></b>			
<b>Performance Period 1 (PP1)</b> to be measured – 1 April 2022 to 30 September 2022	PP1 Target (DWAU) above the baseline = 7,588 PP1 Baseline DWAU = DWAUs for the period 1 April 2014 to 30 June 2014 and 1 July 2013 to 30 September 2013 = 36,934.89 PP1 Performance measurement = DWAUs achieved for the period 1 April 2022 to 30 September 2022 <b>less</b> PP1 Baseline DWAU 2021-22 Rolled over DWAU = 1,630.06 Payment Formula 1. PP1 performance measurement (see above) + 2021-22 Rolled over DWAU = Total DWAU above baseline achieved. 2. Percentage of DWAU target above the baseline achieved = Total DWAU above baseline achieved ÷ PP1 Target DWAU above the baseline. 3. Eligible payment is based on percentage of DWAU target above baseline achieved capped at 100%.	30/11/2022	\$4,690,674
<b>Performance Period 2 (PP2)</b> to be measured – 1 October 2022 to 31 March 2023	PP2 Cumulative Target (DWAU) (1 April 2022 to 31 March 2023) above the baseline = 15,176 PP2 Baseline DWAU = DWAUs for the 2013-14 financial year = 68,884.98 PP2 Cumulative Performance measurement = DWAUs achieved for the period 1 April 2022 to 31 March 2023 <b>less</b> PP2 Baseline DWAU 2021-22 Rolled over DWAU = 1,630.06 Payment Formula 1. PP2 Cumulative Performance measurement (see above) + 2021-22 Rolled over DWAU = Total DWAU above baseline achieved. 2. Percentage of cumulative DWAU target above the baseline achieved = Total DWAU above baseline achieved ÷ PP2 cumulative Target DWAU above the baseline. 3. Eligible payment is based on percentage of cumulative DWAU target above baseline achieved capped at 100% and adjusted for payments in PP1.	10/05/2023	\$4,690,674

Period to be measured – 1 April 2023 to 30 June 2023 – 'Catch-up' Period.	10/08/2023	Any unmet/rolled over target (DWAUs) above the baseline that were not delivered in the performance periods: <ul style="list-style-type: none"> <li>- 1 April 2022 to 30 September 2022; and</li> <li>- 1 October 2022 to 31 March 2023.</li> </ul> Target (DWAUs) above the baseline to be rolled over into 'catch-up' period must be specified in Report which is due on 10 May 2023.
---	------------	--

(1) Note: DWAUs for the period 1 April 2022 to 30 June 2022 which were rolled over into the 'catch-up' period in order to achieve 100% of the performance target under the 2021-22 Federation Funding Agreement for Public Dental Services for Adults are ineligible under this Schedule (up to 100% of target).

The Parties have confirmed their commitment to this schedule as follows:

*Signed for and on behalf of the Commonwealth  
of Australia by*



**The Honourable Mark Butler MP**  
Minister for Health and Aged Care

17 11 22  
[Day] [Month] [Year]

*Signed for and on behalf of the  
State of South Australia by*



**The Honourable Chris Picton MP**  
Minister for Health and Wellbeing

15 12 22  
[Day] [Month] [Year]

**Table 2G: Australian Capital Territory – Performance requirements, reporting and payment summary**

Output	Performance milestones	Report due	Payment
<b>2022-23 Performance milestones<sup>(1)</sup></b>			
<b>Performance Period 1 (PP1)</b> to be measured – 1 April 2022 to 30 September 2022	PP1 Target (DWAU) above the baseline = 915 PP1 Baseline DWAU = DWAUs for the period 1 April 2014 to 30 June 2014 and 1 July 2013 to 30 September 2013 = 4,152.25 PP1 Performance measurement = DWAUs achieved for the period 1 April 2022 to 30 September 2022 <u>less</u> PP1 Baseline DWAU 2021-22 Rolled over DWAU = 0.00  Payment Formula 1. PP1 performance measurement (see above) + 2021-22 Rolled over DWAU = Total DWAU above baseline achieved. 2. Percentage of DWAU target above the baseline achieved = Total DWAU above baseline achieved ÷ PP1 Target DWAU above the baseline. 3. Eligible payment is based on percentage of DWAU target above baseline achieved capped at 100%.	30/11/2022	\$483,111
<b>Performance Period 2 (PP2)</b> to be measured – 1 October 2022 to 31 March 2023	PP2 Cumulative Target (DWAU) (1 April 2022 to 31 March 2023) above the baseline = 1,830 PP2 Baseline DWAU = DWAUs for the 2013-14 financial year = 7,816.96 PP2 Cumulative Performance measurement = DWAUs achieved for the period 1 April 2022 to 31 March 2023 <u>less</u> PP2 Baseline DWAU 2021-22 Rolled over DWAU = 0.00  Payment Formula 1. PP2 Cumulative Performance measurement (see above) + 2021-22 Rolled over DWAU = Total DWAU above baseline achieved. 2. Percentage of cumulative DWAU target above the baseline achieved = Total DWAU above baseline achieved ÷ PP2 cumulative Target DWAU above the baseline. 3. Eligible payment is based on percentage of cumulative DWAU target above baseline achieved capped at 100% and adjusted for payments in PP1.	10/05/2023	\$483,111



Period to be measured – 1 April 2023 to 30 June 2023 – 'Catch-up' Period.	10/08/2023	<p>Any unmet/rolled over target (DWAUs) above the baseline that were not delivered in the performance periods:</p> <ul style="list-style-type: none"> <li>- 1 April 2022 to 30 September 2022; and</li> <li>- 1 October 2022 to 31 March 2023.</li> </ul> <p>Target (DWAUs) above the baseline to be rolled over into 'catch-up' period must be specified in Report which is due on 10 May 2023.</p>
---	------------	--

(1) Note: DWAUs for the period 1 April 2022 to 30 June 2022 which were rolled over into the 'catch-up' period in order to achieve 100% of the performance target under the 2021-22 Federation Funding Agreement for Public Dental Services for Adults are ineligible under this Schedule (up to 100% of target).

The Parties have confirmed their commitment to this schedule as follows:

*Signed for and on behalf of the Commonwealth of Australia by*



**The Honourable Mark Butler MP**  
Minister for Health and Aged Care

17 11 22  
[Day] [Month] [Year]

*Signed for and on behalf of the Australian Capital Territory by*



**The Honourable Rachel Stephen-Smith MLA**  
Minister for Health

23 2 22  
[Day] [Month] [Year]

Table 2H: Northern Territory – Performance requirements, reporting and payment summary			
Output	Performance milestones	Report due	Payment
<b>2022-23 Performance milestones<sup>(1)</sup></b>			
<b>Performance Period 1 (PP1)</b> to be measured – 1 April 2022 to 30 September 2022	PP1 Target (DWAU) above the baseline = 751 PP1 Baseline DWAU = DWAUs for the period 1 April 2014 to 30 June 2014 and 1 July 2013 to 30 September 2013 = 3,636.42 PP1 Performance measurement = DWAUs achieved for the period 1 April 2022 to 30 September 2022 <b>less</b> PP1 Baseline DWAU 2021-22 Rolled over DWAU = 5,274.80  Payment Formula 1. PP1 performance measurement (see above) + 2021-22 Rolled over DWAU = Total DWAU above baseline achieved. 2. Percentage of DWAU target above the baseline achieved = Total DWAU above baseline achieved ÷ PP1 Target DWAU above the baseline. 3. Eligible payment is based on percentage of DWAU target above baseline achieved capped at 100%.	30/11/2022	\$708,163
<b>Performance Period 2 (PP2)</b> to be measured – 1 October 2022 to 31 March 2023	PP2 Cumulative Target (DWAU) (1 April 2022 to 31 March 2023) above the baseline = 1,502 PP2 Baseline DWAU = DWAUs for the 2013-14 financial year = 7,161.19 PP2 Cumulative Performance measurement = DWAUs achieved for the period 1 October 2022 to 31 March 2023 <b>less</b> PP2 Baseline DWAU 2021-22 Rolled over DWAU = 5,274.80  Payment Formula 1. PP2 Cumulative Performance measurement (see above) + 2021-22 Rolled over DWAU = Total DWAU above baseline achieved. 2. Percentage of cumulative DWAU target above the baseline achieved = Total DWAU above baseline achieved ÷ PP2 cumulative Target DWAU above the baseline. 3. Eligible payment is based on percentage of cumulative DWAU target above baseline achieved capped at 100% and adjusted for payments in PP1.	10/05/2023	\$708,163



Period to be measured – 1 April 2023 to 30 June 2023 – 'Catch-up' Period.	10/08/2023	Any unmet/rolled over target (DWAUs) above the baseline that were not delivered in the performance periods: <ul style="list-style-type: none"> <li>- 1 April 2022 to 30 September 2022; and</li> <li>- 1 October 2022 to 31 March 2023.</li> </ul> Target (DWAUs) above the baseline to be rolled over into 'catch-up' period must be specified in Report which is due on 10 May 2023.
---	------------	---

(1) Note: DWAUs for the period 1 April 2022 to 30 June 2022 which were rolled over into the 'catch-up' period in order to achieve 100% of the performance target under the 2021-22 Federation Funding Agreement for Public Dental Services for Adults are ineligible under this Schedule (up to 100% of target).

The Parties have confirmed their commitment to this schedule as follows:


Signed for and on behalf of the Commonwealth  
of Australia by



**The Honourable Mark Butler MP**  
Minister for Health and Aged Care

17 11 22  
[Day] [Month] [Year]

Signed for and on behalf of the Northern  
Territory by



**The Honourable Natasha Fyles MLA**  
Minister for Health

28 12 2022  
[Day] [Month] [Year]