

National Plant Health Surveillance Program

FEDERATION FUNDING AGREEMENT – ENVIRONMENT

Table 1: Formalities and operation of schedule

Parties	Commonwealth New South Wales Victoria Queensland Western Australia South Australia Tasmania Australian Capital Territory Northern Territory																																																				
Duration	This Schedule is expected to expire on 30 June 2029.																																																				
Purpose	<p>This Schedule will support Australia’s plant biosecurity system through the National Plant Health Surveillance Program (NPHSP).</p> <p>The program focuses on early detection of national priority plant pests that can enter and establish in Australia. The program is implemented through effective collaboration with all Australian jurisdictions and aims to minimise the impact of pest incursions on agricultural industries, environmental assets and communities through timely pest detection, and provide surveillance data that supports trade and market access.</p>																																																				
Estimated financial contributions	<p>The Commonwealth will provide an estimated total financial contribution to the States of \$5.0m in respect of this Schedule.</p> <table> <tr> <td>Table 1</td><td></td><td></td><td></td><td></td><td></td></tr> <tr> <td>(\$ million)</td><td>2025-26</td><td>2026-27</td><td>2027-28</td><td>2028-29</td><td>Total</td></tr> <tr> <td>Estimated total budget</td><td>2.4</td><td>2.4</td><td>2.6</td><td>2.6</td><td>10.0</td></tr> <tr> <td><i>Less estimated National Partnership Payments</i></td><td><i>1.2</i></td><td><i>1.2</i></td><td><i>1.3</i></td><td><i>1.3</i></td><td><i>5.0</i></td></tr> <tr> <td>- New South Wales</td><td>0.201</td><td>0.201</td><td>0.233</td><td>0.233</td><td>0.869</td></tr> <tr> <td>- Victoria</td><td>0.188</td><td>0.188</td><td>0.213</td><td>0.213</td><td>0.801</td></tr> <tr> <td>- Queensland</td><td>0.176</td><td>0.176</td><td>0.196</td><td>0.196</td><td>0.743</td></tr> <tr> <td>- Western Australia</td><td>0.154</td><td>0.154</td><td>0.164</td><td>0.164</td><td>0.635</td></tr> </table>					Table 1						(\$ million)	2025-26	2026-27	2027-28	2028-29	Total	Estimated total budget	2.4	2.4	2.6	2.6	10.0	<i>Less estimated National Partnership Payments</i>	<i>1.2</i>	<i>1.2</i>	<i>1.3</i>	<i>1.3</i>	<i>5.0</i>	- New South Wales	0.201	0.201	0.233	0.233	0.869	- Victoria	0.188	0.188	0.213	0.213	0.801	- Queensland	0.176	0.176	0.196	0.196	0.743	- Western Australia	0.154	0.154	0.164	0.164	0.635
Table 1																																																					
(\$ million)	2025-26	2026-27	2027-28	2028-29	Total																																																
Estimated total budget	2.4	2.4	2.6	2.6	10.0																																																
<i>Less estimated National Partnership Payments</i>	<i>1.2</i>	<i>1.2</i>	<i>1.3</i>	<i>1.3</i>	<i>5.0</i>																																																
- New South Wales	0.201	0.201	0.233	0.233	0.869																																																
- Victoria	0.188	0.188	0.213	0.213	0.801																																																
- Queensland	0.176	0.176	0.196	0.196	0.743																																																
- Western Australia	0.154	0.154	0.164	0.164	0.635																																																

	<ul style="list-style-type: none"> - South Australia 0.146 0.146 0.153 0.153 0.597 - Tasmania 0.135 0.135 0.137 0.137 0.544 - Australian Capital Territory 0.069 0.069 0.071 0.071 0.280 - Northern Territory 0.132 0.132 0.133 0.133 0.530 <p><i>Balance of non-Commonwealth contributions</i> 1.2 1.2 1.3 1.3 5.0</p> <ul style="list-style-type: none"> - New South Wales 0.201 0.201 0.233 0.233 0.869 - Victoria 0.188 0.188 0.213 0.213 0.801 - Queensland 0.176 0.176 0.196 0.196 0.743 - Western Australia 0.154 0.154 0.164 0.164 0.635 - South Australia 0.146 0.146 0.153 0.153 0.597 - Tasmania 0.135 0.135 0.137 0.137 0.544 - Australian Capital Territory 0.069 0.069 0.071 0.071 0.280 - Northern Territory 0.132 0.132 0.133 0.133 0.530
Additional terms	<p>The details of the implementation of this Agreement are provided in the <i>National Policy for Implementing the National Plant Health Surveillance Program</i> (the National Policy), which has been agreed by All Parties to this Schedule through the Plant Health Committee (PHC).</p> <p>The States will nominate a surveillance coordinator to be the primary point of contact for the duration of the NPHSP and will ensure that their contact details are provided in writing to the Commonwealth should the surveillance coordinator change.</p> <p>The States will be responsible for delivering the NPHSP in their respective states in accordance with an operational plan. This operational plan details surveillance activity for a specified period within the State and aligns to the national implementation plan developed by the Commonwealth and agreed with Parties.</p> <p>The States will be responsible for collecting surveillance data in accordance with the National Pest Record Specification and the NPHSP Program Data Standard. Surveillance data will be uploaded into the agreed national surveillance data aggregation system within the performance standard (timeframe) specified in the National Policy.</p> <p>The States will be responsible for providing a financial and/or in-kind contribution to support the NPHSP implementation, matching the Commonwealth contributions, as provided in Table 1 above. The State will commit these resources for delivery of the NPHSP annually through the operational plan. A Financial Report detailing resourcing provided and expenditure will be required annually.</p>

OFFICIAL

Table 2A: New South Wales – Performance requirements, reporting and payment summary			
Performance milestones	Report due (each financial year)	Commonwealth Payments (each financial year from 2025-2027)	Commonwealth Payments (each financial year from 2027-2029)
Annual Operational Plan outlining the surveillance to be conducted in the jurisdiction during the period accepted by the Commonwealth. Surveillance data uploaded in accordance with the Additional Terms.	15 August	\$100,725	\$116,600
Midterm Report summarising progress against the Operational Plan and any issues encountered accepted by the Commonwealth. Surveillance data uploaded in accordance with the Additional Terms.	31 January	\$100,725	\$116,600
Final Report outlining the surveillance delivered during the period, any issues encountered, and a financial report accepted by the Commonwealth. Surveillance data uploaded in accordance with the Additional Terms.	30 June	Nil	Nil
	Annual Total:	\$201,450	\$233,200

The Parties have confirmed their commitment to this schedule as follows:

Signed for and on behalf of the Commonwealth
of Australia by


The Honourable Julie Collins MP
Minister for Agriculture, Fisheries and Forestry

28/8/25

Signed for and on behalf of the
State of New South Wales by


The Honourable Tara Moriarty MLC
Minister for Agriculture


16/10/25

OFFICIAL

Table 2c: Queensland – Performance requirements, reporting and payment summary			
Performance milestones	Report due (each financial year)	Commonwealth Payments (each financial year from 2025-2027)	Commonwealth Payments (each financial year from 2027-2029)
Annual Operational Plan outlining the surveillance to be conducted in the jurisdiction during the period accepted by the Commonwealth. Surveillance data uploaded in accordance with the Additional Terms.	15 August	\$87,820	\$97,960
Midterm Report summarising progress against the Operational Plan and any issues encountered accepted by the Commonwealth. Surveillance data uploaded in accordance with the Additional Terms.	31 January	\$87,820	\$97,960
Final Report outlining the surveillance delivered during the period, any issues encountered, and a financial report accepted by the Commonwealth. Surveillance data uploaded in accordance with the Additional Terms.	30 June	Nil	Nil
	Annual Total:	\$175,640	\$195,920


The Parties have confirmed their commitment to this schedule as follows:

Signed for and on behalf of the Commonwealth
of Australia by


The Honourable Julie Collins MP
Minister for Agriculture, Fisheries and Forestry

28 / 8 / 25

Signed for and on behalf of the
State of Queensland by



The Honourable Anthony Perrett MP
Minister for Primary Industries

18 / 09 / 2025

Table 2D: Western Australia – Performance requirements, reporting and payment summary			
Performance milestones	Report due (each financial year)	Commonwealth Payments (each financial year from 2025-2027)	Commonwealth Payments (each financial year from 2027-2029)
Annual Operational Plan outlining the surveillance to be conducted in the jurisdiction during the period accepted by the Commonwealth. Surveillance data uploaded in accordance with the Additional Terms.	15 August	\$76,775	\$82,005
Midterm Report summarising progress against the Operational Plan and any issues encountered accepted by the Commonwealth. Surveillance data uploaded in accordance with the Additional Terms.	31 January	\$76,775	\$82,005
Final Report outlining the surveillance delivered during the period, any issues encountered, and a financial report accepted by the Commonwealth. Surveillance data uploaded in accordance with the Additional Terms.	30 June	Nil	Nil
	Annual Total:	\$153,550	\$164,010

The Parties have confirmed their commitment to this schedule as follows:

*Signed for and on behalf of the Commonwealth
of Australia by*



The Honourable Julie Collins MP
Minister for Agriculture, Fisheries and Forestry

28 / 8 / 25

*Signed for and on behalf of the
State of Western Australia by*



The Honourable Jackie Jarvis MLC
Minister for Agriculture and Food


25 / 9 / 2025

Table 2E: South Australia – Performance requirements, reporting and payment summary

Performance milestones	Report due (each financial year)	Commonwealth Payments (each financial year from 2025-2027)	Commonwealth Payments (each financial year from 2027-2029)
Annual Operational Plan outlining the surveillance to be conducted in the jurisdiction during the period accepted by the Commonwealth. Surveillance data uploaded in accordance with the Additional Terms.	15 August	\$72,885	\$76,390
Midterm Report summarising progress against the Operational Plan and any issues encountered accepted by the Commonwealth. Surveillance data uploaded in accordance with the Additional Terms.	31 January	\$72,885	\$76,390
Final Report outlining the surveillance delivered during the period, any issues encountered, and a financial report accepted by the Commonwealth. Surveillance data uploaded in accordance with the Additional Terms.	30 June	Nil	Nil
	Annual Total:	\$145,770	\$152,780

The Parties have confirmed their commitment to this schedule as follows:

*Signed for and on behalf of the Commonwealth
of Australia by*



The Honourable Julie Collins MP
Minister for Agriculture, Fisheries and Forestry

28 / 8 / 25.

*Signed for and on behalf of the
State of South Australia by*



The Honourable Clare Scriven MLC
Minister for Primary Industries and Regional
Development

9 / 10 / 2025

OFFICIAL

Table 2F: Tasmania – Performance requirements, reporting and payment summary			
Performance milestones	Report due (each financial year)	Commonwealth Payments (each financial year from 2025-2027)	Commonwealth Payments (each financial year from 2027-2029)
Annual Operational Plan outlining the surveillance to be conducted in the jurisdiction during the period accepted by the Commonwealth. Surveillance data uploaded in accordance with the Additional Terms.	15 August	\$67,470	\$68,570
Midterm Report summarising progress against the Operational Plan and any issues encountered accepted by the Commonwealth. Surveillance data uploaded in accordance with the Additional Terms.	31 January	\$67,470	\$68,570
Final Report outlining the surveillance delivered during the period, any issues encountered, and a financial report accepted by the Commonwealth. Surveillance data uploaded in accordance with the Additional Terms.	30 June	Nil	Nil
	Annual Total:	\$134,940	\$137,140

The Parties have confirmed their commitment to this schedule as follows:

Signed for and on behalf of the Commonwealth
of Australia by

The Honourable Julie Collins MP
Minister for Agriculture, Fisheries and Forestry

28/8/25

Signed for and on behalf of the
State of Tasmania by

The Honourable Gavin Pearce MP
Minister for Primary Industries and Water

9/10/25

OFFICIAL

Table 2G: Australian Capital Territory – Performance requirements, reporting and payment summary			
Performance milestones	Report due (each financial year)	Commonwealth Payments (each financial year from 2025-2027)	Commonwealth Payments (each financial year from 2027-2029)
Annual Operational Plan outlining the surveillance to be conducted in the jurisdiction during the period accepted by the Commonwealth. Surveillance data uploaded in accordance with the Additional Terms.	15 August	\$34,515	\$35,410
Midterm Report summarising progress against the Operational Plan and any issues encountered accepted by the Commonwealth. Surveillance data uploaded in accordance with the Additional Terms.	31 January	\$34,515	\$35,410
Final Report outlining the surveillance delivered during the period, any issues encountered, and a financial report accepted by the Commonwealth. Surveillance data uploaded in accordance with the Additional Terms.	30 June	Nil	Nil
	Annual Total:	\$69,030	\$70,820

The Parties have confirmed their commitment to this schedule as follows:

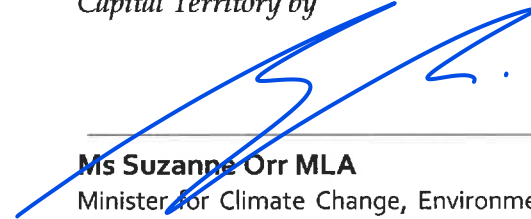
*Signed for and on behalf of the Commonwealth
of Australia by*



The Honourable Julie Collins MP
Minister for Agriculture, Fisheries and Forestry

28 / 8 / 25

*Signed for and on behalf of the Australian
Capital Territory by*




Ms Suzanne Orr MLA
Minister for Climate Change, Environment, Energy
and Water

11 / 09 / 2025

Table 2H: Northern Territory – Performance requirements, reporting and payment summary			
Performance milestones	Report due (each financial year)	Commonwealth Payments (each financial year from 2025-2027)	Commonwealth Payments (each financial year from 2027-2029)
Annual Operational Plan outlining the surveillance to be conducted in the jurisdiction during the period accepted by the Commonwealth. Surveillance data uploaded in accordance with the Additional Terms.	15 August	\$66,030	\$66,490
Midterm Report summarising progress against the Operational Plan and any issues encountered accepted by the Commonwealth. Surveillance data uploaded in accordance with the Additional Terms.	31 January	\$66,030	\$66,490
Final Report outlining the surveillance delivered during the period, any issues encountered, and a financial report accepted by the Commonwealth. Surveillance data uploaded in accordance with the Additional Terms.	30 June	Nil	Nil
	Annual Total:	\$132,060	\$132,980

The Parties have confirmed their commitment to this schedule as follows:

*Signed for and on behalf of the Commonwealth
of Australia by*



The Honourable Julie Collins MP
Minister for Agriculture, Fisheries and Forestry

28 01 25

*Signed for and on behalf of the Northern
Territory by*



The Honourable Gerard Maley MLA
Minister for Agriculture and Fisheries

16 19 125